


FREQUENTLY ASKED QUESTIONS



1. What is Click to Pay?

Click to Pay is Mastercard's better way to pay online featuring advanced payment technology built on industry standards and intelligent security from Mastercard. You can experience the future of secure, password-free checkout by looking for the Click to Pay icon  where Mastercard is accepted.


2. Why should I use Click to Pay?

- Click to Pay is Mastercard's faster and smarter way to pay online –no more passwords to remember or accounts to create.
- No more passwords: Take the hassle out of paying online.
- Smart security: Intelligent security helps recognize you at checkout.
- Stay in control: Store payment information securely in your profile –so it's there when you need it.

3. How can I create a payment profile or add a card?

- Create your payment profile or add your RAKBANK Mastercard by visiting www.mastercard.com/clicktopay.
- Create your payment profile or add your RAKBANK Mastercard at checkout when you see the Click to Pay icon  where Mastercard is accepted.
- Enroll through RAKBANK when you see the Click to Pay icon .

4. Where can I use Click to Pay?

Check out with Click to Pay  when you see the payment icon where Mastercard is accepted.

5. Is Click to Pay for online payments only?

Yes, this new way to pay brings Mastercard security technology to online payments. Now you can feel as secure and confident paying online as you do in stores.

6. Which payment methods can I use for Click to Pay?

You can use all Mastercard credit, debit and prepaid payment methods.

However, each merchant decides which payment brands to accept. Please check with your bank or preferred payment brand for availability.

7. How can I securely access my payment profile without a password?

Passwords can be lost or stolen. Mastercard Click to Pay uses advanced payment technology built on industry standards and intelligent security to ensure that you, and only you, are accessing your profile.

If you're a remembered user, you'll be recognized at checkout –no password required.


If you're not a remembered user, enter your user ID –the email address associated with your payment profile –to receive a verification code. This will allow you to access your payment profile and check out securely in just a few clicks.

For additional security, verification is always required to update personal Information. You may also need to provide verification if there is unusual activity with your payment profile.

8. Where can I use Mastercard Click to Pay?

You can use Mastercard Click to Pay by looking for this icon  where Mastercard is accepted. However, merchants decide which payment brands to accept.

9. Where can consumers use Mastercard Click to Pay?

Consumers can use Mastercard Click to Pay by looking for this icon  where Mastercard is accepted. However, merchants decide which payment brands to accept.