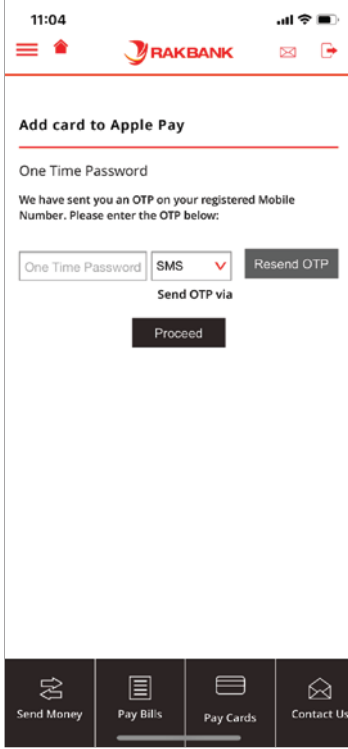


## الخطوة 2

ادخل كلمة السر لمرة واحدة "OTP" المستلمة على رقم هاتفك المحمول المسجل لدى البنك



11:04

RAKBANK

**Add card to Apple Pay**

One Time Password

We have sent you an OTP on your registered Mobile Number. Please enter the OTP below:

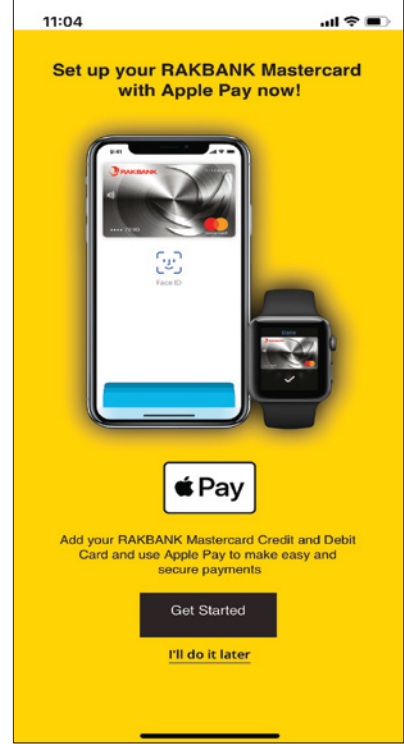
One Time Password  SMS

Send OTP via

Send Money Pay Bills Pay Cards Contact Us

## الخطوة 1

قم بتسجيل الدخول باستخدام اسم المستخدم وكلمة المرور الخاصة بك للخدمات المصرفية الرقمية من راك بنك واضغط ابدأ "Get started"



11:04

**Set up your RAKBANK Mastercard with Apple Pay now!**

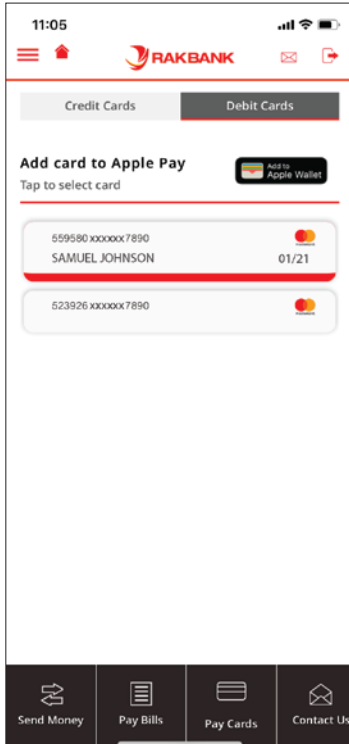
Apple Pay

Add your RAKBANK Mastercard Credit and Debit Card and use Apple Pay to make easy and secure payments

I'll do it later

## الخطوة 4

اختر البطاقة المراد تسجيلها في خدمة أبل باي. بمجرد اختيار البطاقة ستظهر ايقونة "Add to Apple Wallet" يرجى الضغط على الزر



11:05

RAKBANK

Credit Cards Debit Cards

**Add card to Apple Pay**

Tap to select card

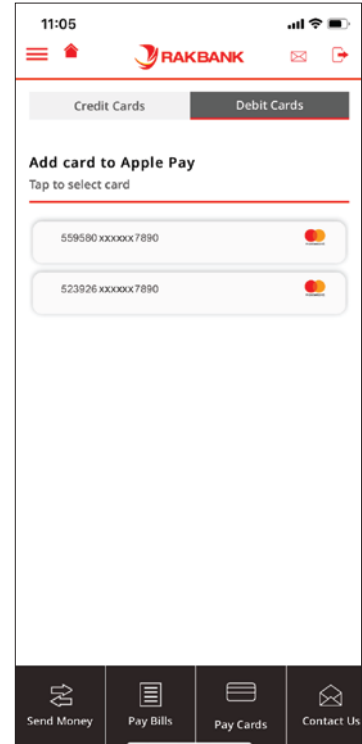
559580 xxxxxx7890  
SAMUEL JOHNSON 01/21

523926 xxxxxx7890

Send Money Pay Bills Pay Cards Contact Us

## الخطوة 3

اضغط على بطاقات الائتمان أو بطاقات الخصم المباشر للاطلاع على قائمة البطاقات



11:05

RAKBANK

Credit Cards Debit Cards

**Add card to Apple Pay**

Tap to select card

559580 xxxxxx7890

523926 xxxxxx7890

Send Money Pay Bills Pay Cards Contact Us

### الخطوة 6

اضغط "next"

11:05

Terms and Conditions

**RAKBANK Terms and Conditions for Mobile Wallet Applications**

**Consent**

By enabling your credit card, debit card or prepaid card ("Card") issued by The National Bank of Ras Al Khaimah (Public Joint Stock Company) ("RAKBANK") for payments on any mobile payments platform ("Mobile Wallet Application"), you irrevocably authorize RAKBANK to share information related to your Card with certain third party service providers ("Service Providers") to enable your Card to operate on the Mobile Wallet Application ("Service") and to improve their products and services. RAKBANK will provide your information to Service Providers in accordance with RAKBANK's Privacy Policy and the Service Providers are contractually obligated to keep this information confidential. Additionally, any agreements or terms and conditions applicable to your Card will continue to apply when your Card is enrolled on any Mobile Wallet Application.

**Security and Confidentiality of Access Information**

You agree to keep your user name, password, personal identification number and any other security or access information for the Service (collectively, "Access Information") in a secure and confidential manner. You are responsible to protect your mobile device as you

Disagree Agree

### الخطوة 5

اضغط "Agree" للموافقة على الشروط والأحكام

11:05

Cancel Next

**Add Card to Apple Pay**

"DEBIT STD PBD" will be available in Wallet.

Name SAMUEL JOHNSON

Card Number \*\*\*\* 7890

Card-related information, location, device settings, and device use patterns will be sent to Apple and may be shared together with account information with your card issuer or bank to set up Apple Pay. See how your data is managed...

### الخطوة 8

تمت إضافة البطاقة بنجاح اضغط "Done"

11:10

Successfully added!

You can now use your card online, in-app and in-store wherever you see the following sign

Done

### الخطوة 7

ستظهر الشاشة التالية لتأكيد إضافة البطاقة بنجاح إلى محفظة أبل باي الرقمية

Search LTE 12:39 PM

Done

**Card Added ✓**

Name SAMUEL JOHNSON

Card Number \*\*\*\* 7890

Card-related information, location, device settings, and device use patterns will be sent to Apple and may be shared together with account information with your card issuer or bank to set up Apple Pay. See how your data is managed...