

FAB MENA Dividend Leader Fund

USD Distributing - September 2022



Key Facts

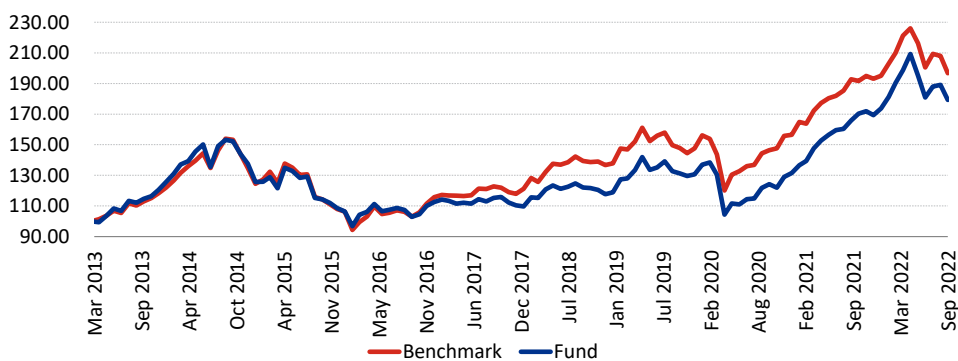
Domicile	UCITS Ireland
Inception Date	12 March 2013
Fund Size (mn)	22.37
Base Currency	USD
NAV	5.7144
NAV Date	30 September 2022
Benchmark	S&P Pan Arab Comp LMC TR Index
Minimum Investment	USD 100
Subsequent Investment	USD 100
Dealing Frequency	Daily - Monday to Friday
Dividend Frequency	Semi-Annual
Bloomberg Ticker	NBMDLUI ID EQUITY
ISIN	IE00B956CT80
Subscription Fee	0 to 5%
Management Fee	1.50% plus performance fee*
Fund Manager	First Abu Dhabi Bank PJSC - Investment Management
Custodian	Northern Trust Fiduciary Services (Ireland) Limited
Administrator	Northern Trust International Fund Administration Services (Ireland) Limited

*10% of the excess performance of the fund over the benchmark provided the NAV exceeds the previous highest NAV on which the performance fee was paid.

Investment Objective

The investment objective of the Fund is to provide attractive levels of income through predominantly investing in fundamentally strong dividend paying companies with some prospect of capital gains over the medium term. The Fund aims to invest primarily in equities and/or equity related securities (such as convertible bonds, ADRs and GDRs) listed or traded on worldwide recognized exchanges, mainly in dividend paying companies domiciled in MENA countries, Turkey and India and/or companies which derive a significant proportion of their revenues or profits from, or have a significant portion of their assets in MENA countries, Turkey and India. It is not intended that the Fund's exposure to Turkey and India will exceed 20% of the Net Asset Value of the Fund. The Fund is UCITS V compliant and domiciled in Ireland.

Performance



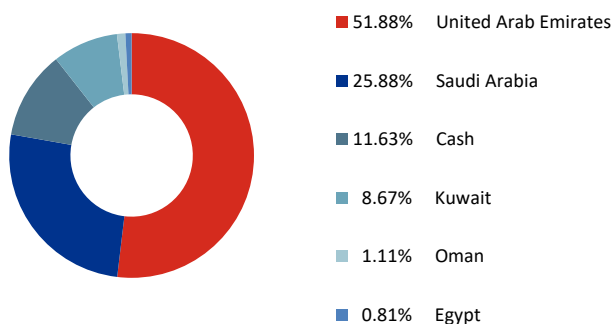
	1 Month	3 Months	6 Months	1 Year	3 Years	5 Years	SI
Fund	-5.18%	-0.83%	-9.81%	5.28%	10.95%	9.14%	6.30%
Benchmark	-5.41%	-1.87%	-10.51%	2.67%	9.97%	10.05%	7.34%

3 Years, 5 Years and Since Inception (SI) performance is annualized. Dividend payout is included in the return of the fund.

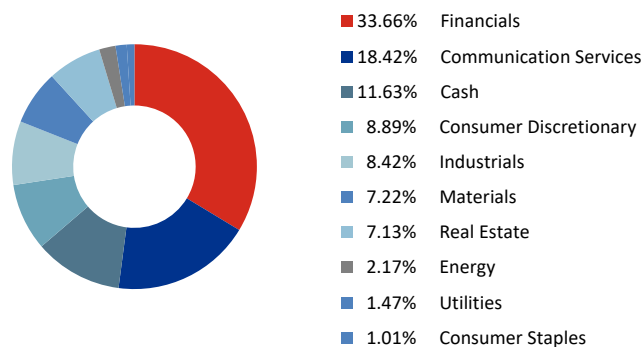
	YTD	2021	2020	2019	2018	2017
Fund	3.22%	32.08%	-3.94%	15.14%	8.48%	-2.68%
Benchmark	0.90%	24.63%	0.25%	13.22%	13.74%	4.72%

Fund and Benchmark performance is calculated Since Inception (SI) of the Fund. Fund performance is net of fees.

Country Allocation



Sector Allocation



FAB Investment Management | www.bankfab.com



FAB MENA Dividend Leader Fund - September 2022

Key Statistics

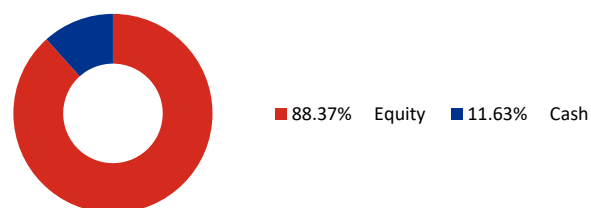
Fund Volatility	12.43%
Benchmark Volatility	11.84%
Tracking Error	6.55%
Information Ratio	0.36
Alpha	2.79%

Rolling 1 Year data


Historical Dividend Yield

Date	Dividend
30 September 2013	2.58%
31 March 2014	2.01%
30 September 2014	1.86%
01 April 2015	2.00%
01 October 2015	3.08%
04 April 2016	2.75%
03 October 2016	2.76%
03 April 2017	2.75%
02 October 2017	2.50%
03 April 2018	2.50%
01 October 2018	2.50%
01 April 2019	3.00%
01 October 2019	2.62%
01 April 2020	2.50%
01 October 2020	2.09%
01 April 2021	2.50%
06 September 2021	2.50%
01 April 2022	2.57%

Asset Allocation



Top Holdings



Share Class Information

Share Class	NAV	AUM (mn)	Min. Inv.	Subs. Inv.	Ticker	ISIN	Inception Date
USD Distributing	5.7144	13.71	USD 100	USD 100	NBMDLUI ID EQUITY	IE00B956CT80	3/12/2013
USD Accumulating	8.9450	0.62	USD 100	USD 100	NBMDLUA ID EQUITY	IE00B9563R34	3/18/2013
AED Distributing	5.7156	17.25	AED 500	AED 500	NBMDAIU ID EQUITY	IE00B8XC2V35	3/12/2013
AED Accumulating	7.1973	2.76	AED 500	AED 500	NBMDAAU ID EQUITY	IE00B8YWPR95	12/23/2013
EUR Distributing (Hedged)	4.1052	0.10	EUR 100	EUR 100	NBMDEIH ID EQUITY	IE00B8XF1P94	3/10/2015

For More Information

Please call us at +971 2 692 0609
 or email us at fundmanagement@bankfab.com
 Website: www.bankfab.com

Disclaimer

FAB MENA Dividend Leader Fund (the "Fund") is a sub-fund of OneShare Plc (the "Company"), an open-ended umbrella type investment company with segregated liability between sub-funds and authorized by the Central Bank of Ireland as a UCITS pursuant to the European Communities (Undertakings for Collective Investment in Transferable Securities) Regulations, 2011, as may be amended from time to time. Past performance is not indicative of future performance. The value of investments can go down as well as up and the Investor may not get back all of the initial investment. There is no guarantee for the performance during the investment period. It is recommended that every Investor seeks independent financial advice about the risks involved before considering investing. The sale of the Fund is subject to the conditions stipulated in the Prospectus and Key Investor Information Document of the Fund, which can be obtained from the offices of Northern Trust International Fund Administration Services (Ireland) Limited, Georges Court, 54-62 Townsend Street, Dublin 2, Ireland [or are available from www.bankfab.com]. The extract prospectus and the Key Investor Information Documents for Switzerland, the Memorandum and Articles of Association, the extract annual and semi-annual report, in French and further information can be obtained free of charge from the representative in Switzerland: Carnegie Fund Services S.A., 11, rue du Général-Dufour, CH-1204 Geneva, Switzerland, web: www.carnegie-fund-services.ch. The Swiss paying agent is: Banque Cantonale de Genève, 17, quai de l'Île, CH-1204 Geneva. The last share prices can be found on www.fundinfo.com. For the shares of the Company distributed to non-qualified investors in and from Switzerland and for the shares of the Company distributed to qualified investors in Switzerland, the place of jurisdiction is Geneva. Past performance is no indication of current or future performance, and it does include the commissions and costs incurred on the issue and redemption of shares. First Abu Dhabi Bank PJSC is licensed by the Central Bank of the UAE.