



Investor Presentation

H1 / 6M 2020

Highlights



Total Income
down by
4.5%
H1 20 v/s H1 19

Pre – provisioning
income down by
1.3 %
H1 20 v/s H1 19

Operating
Expenses down by
9.5%
H1 20 v/s H1 19

Annualized ROE
at **7.9%**
As at 30 June 2020

- Total operating income reduced by AED 89.8 million compared to H1 2019, due to tight external environment.
- Operating expenses down by 9.5% in H1 2020 compared to H1 2019, due to the current market conditions.
- In terms of asset quality, the Non-performing Loans to Gross Loans and Advances ratio is slightly higher at 4.5%, compared to 4.0% as at 31st December 2019.
- Pre-emptive steps of recalibrating IFRS9 provisions have been taken to factor in the challenges that lay ahead which has led to an additional IFRS 9 provisions amounting to AED 232 million for H1 2020 (Management Overlay).



Bank profile

The UAE's leading SME lender



History

- Founded in 1976; listed on Abu Dhabi Securities Exchange (ADX) in 2005.
- Headquartered in the emirate of Ras Al Khaimah ('RAK')
- Major transformation in 2001, rebranding to RAKBANK and shifting focus from Corporate Banking to Personal Banking and small business lending
- 36 branches and 335+ ATMs in the UAE as at 30.06.2020*
- Launched Islamic Banking window – RAKIslamic – in 2013



30 June 2020

AED 6.1 b
market cap

AED 54.3 b
total assets

AED 35.1 b
total
deposits

AED 34.6 b
loans
& advances

* Post 30.06.2020, the group has taken a decision to close 9 bank branches as a part of it's branch network optimization process.



Institutional strength

Credit ratings

Rating Agency	Last Update	Deposits	Outlook
Moody's	June 2020	Baa1 / P-2	Negative
Fitch Ratings	May 2020	BBB+ / F2	Stable
Capital Intelligence	August 2019	A- / A2	Stable

Capital adequacy

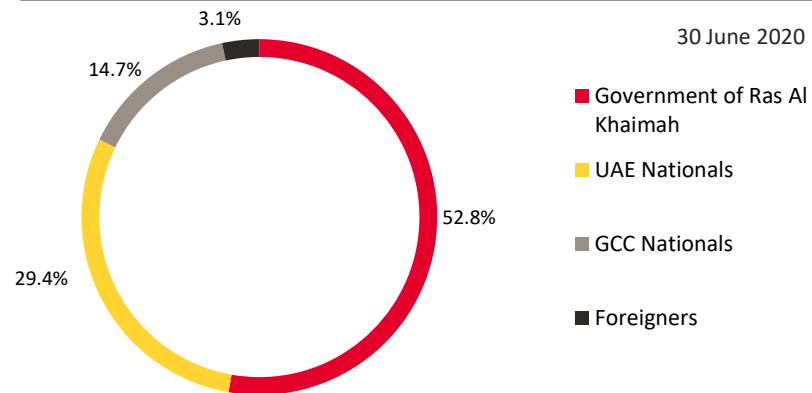
The Bank's **Total Capital Adequacy Ratio (CAR)** as at 30 June 2020 is at 18.3% after applying prudential filter; Common Equity Tier 1 is at 17.2%; and Tier 2 is at 1.1%.

Subsidiaries

Subsidiary	Ownership	Country	Purpose
RAK Insurance	79.23%	UAE	Develop insurance products
Back Office Support Services (BOSS)	80.00%*	UAE	Provide back office support services
RAK Technology	80.00%*	UAE	Supply information technology support
RAKFUNDING CAYMAN LTD	100.00%	Cayman Islands	Enable the issuance of bonds
RAK Global Markets Cayman Limited	100.00%	Cayman Islands	Facilitate treasury transactions

*These represent legal ownership of the Bank. However, beneficial ownership is 100% as the remaining interest is held by a related party.

Diverse ownership



Source: ADX
Numbers may not add up due to rounding



Business segment overview

Personal Banking	Business Banking	Wholesale Banking	Treasury	Insurance
<ul style="list-style-type: none"> • Incorporating individual customer financing, credit and debit cards and deposit facilities. • Includes lending products such as personal loans, auto loans, credit cards, mortgages and fee based services like Bancassurance, investment products, foreign exchange, trade services, and remittance. 	<ul style="list-style-type: none"> • Incorporating non-individual financing and deposit services for SME customers. • Includes Term & Working Capital (TWC), RAK Business Loan, Secured Finance, Asset Backed Finance (ABF), Financing against Income Generating Property (FIGP), and Deposit facilities. • RAK Business Loan for business turnovers up to AED75Mn and Working Capital financing for turnovers up to AED150Mn. 	<ul style="list-style-type: none"> • Incorporating financing and deposit services for larger corporates bodies, including government and public institutions. • Includes Corporate and Commercial Banking, Trade Finance, Financing against Income Generating Property (FIGP), Financial Institution (FI) Lending, and Asset Backed Finance (ABF). • Targeting customers with turnovers above AED150Mn. 	<ul style="list-style-type: none"> • Incorporating money market activities, investments in debt and equity securities, foreign exchange and derivatives transactions with other banks, and financial institutions. • Treasury is the custodian of liquidity and supports the growth of other segments. 	<ul style="list-style-type: none"> • Incorporating all insurance related transactions of subsidiary, RAK Insurance. • The Bank and RAK Insurance collaborate on manufacturing and selling insurance products.



Performance



Performance highlights

Snapshot

(AED million)	Half Yearly & Quarterly Results					Variance		
	H1 '20	H1 '19	Q2'20	Q1'20	Q2'19	H1 '20 vs H1 '19	Q2 '20 vs Q2 '19	Q2 '20 vs Q1 '20
Net Interest Income	1,362.7	1,379.5	666.5	696.1	695.7	(1.2%)	(4.2%)	(4.2%)
Non-Interest Income	541.3	614.2	236.2	305.0	297.0	(11.9%)	(20.5%)	(22.6%)
Total Income	1,903.9	1,993.7	902.8	1,001.2	992.7	(4.5%)	(9.1%)	(9.8%)
Operating Expenditures	(705.9)	(780.4)	(338.7)	(367.3)	(395.8)	9.5%	14.4%	7.8%
Operating Profit before impairment provisions	1,198.0	1,213.4	564.1	633.9	596.9	(1.3%)	(5.5%)	(11.0%)
Provisions for Impairment	(891.4)	(658.4)	(411.0)	(480.4)	(312.1)	35.4%	(31.7%)	14.5%
Net Profit	306.6	554.9	153.1	153.5	284.8	(44.7%)	(46.2%)	(0.2%)

Key ratios

Ratios	Results as at			Variance	
	Jun '20	Dec '19	Jun '19	YTD	Y-o-Y
Return On Equity*	7.9%	14.9%	15.6%	(7.0%)	(7.7%)
Return On Assets*	1.1%	2.0%	2.1%	(0.9%)	(1.0%)
Net Interest Margin*	4.8%	5.1%	5.2%	(0.3%)	(0.4%)
Cost-to-Income	37.1%	39.5%	39.1%	2.4%	2.0%
Provision Coverage Ratio	128.2%	118.4%	131.8%	9.8%	(3.6%)
Gross Impaired Loans Ratio	4.5%	4.0%	3.7%	(0.5%)	(0.8%)
LSRR	89.6%	89.1%	80.5%	(0.5%)	(9.1%)
Liquid Asset Ratio (ELAR)	9.8%	12.9%	15.1%	(3.1%)	(5.4%)
Total CAR Basel III**	18.3%	16.8%	17.3%	1.5%	1.0%

Balance sheet highlights

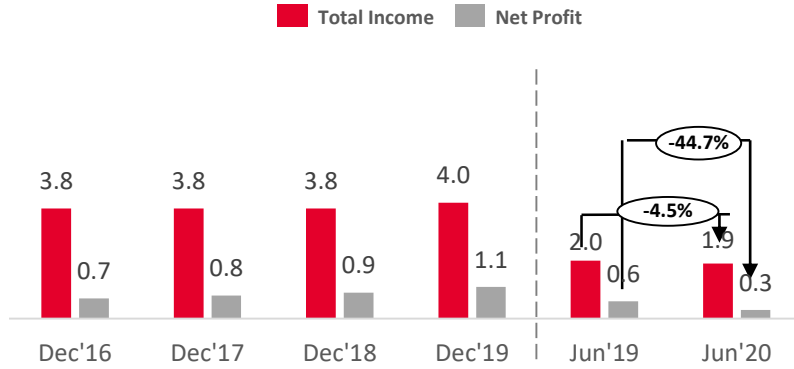
Particulars (Amt in AED bn)	Results as at			Variance	
	Jun'20	Dec'19	Jun'19	YTD	YOY
Total Assets	54.3	57.1	57.3	(4.9%)	(5.1%)
Gross Loans & Advances	34.6	36.3	35.3	(4.7%)	(2.2%)
Deposits	35.1	36.8	38.9	(4.8%)	(9.8%)
Gross Customers Assets	39.5	41.9	39.5	(5.7%)	0.1%

*Annualized for Jun'19 & Jun'20
 Numbers may not add up due to rounding
 **post Prudential Filter

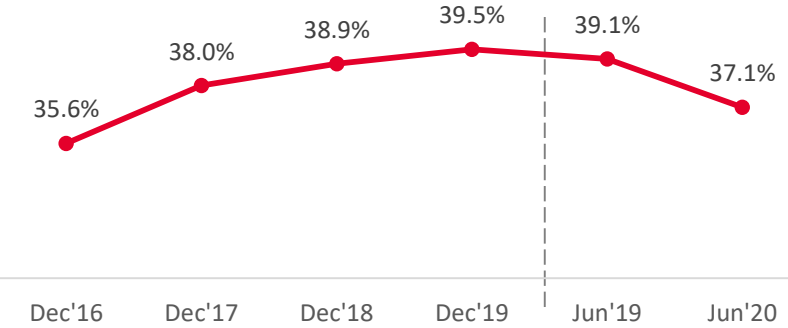


Profitability

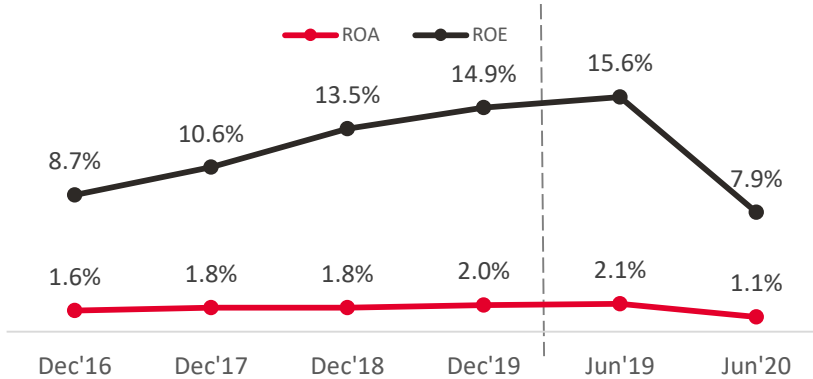
Profitability (AED billion)



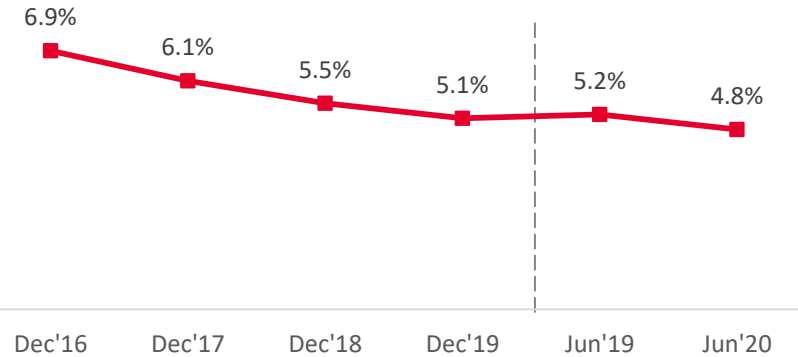
Cost-to-income ratio*



Annualized returns*



Net interest margin*

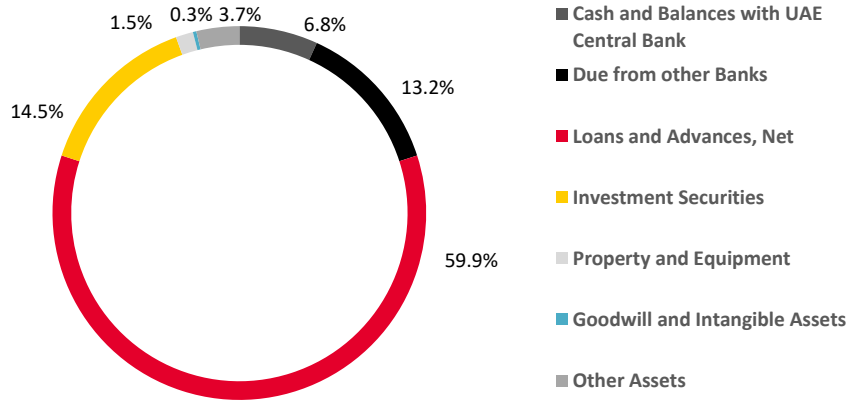


*Ratios are annualized for Jun'19 & Jun'20

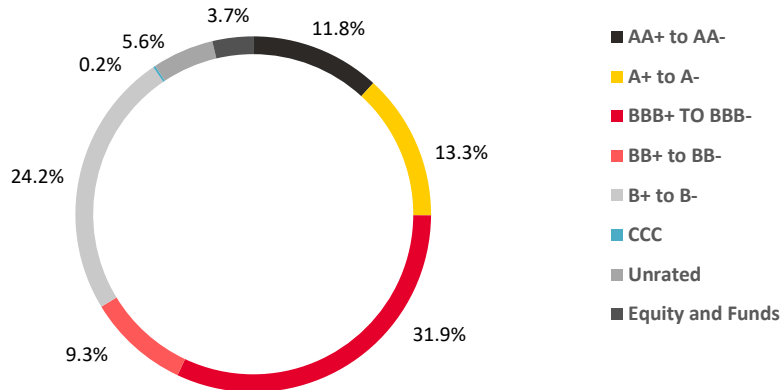


Balance sheet summary

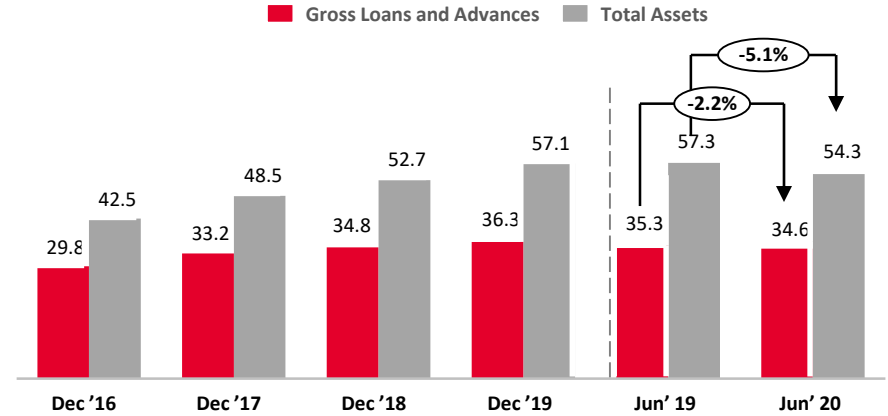
Breakdown of assets by type (as at 30.06.20)



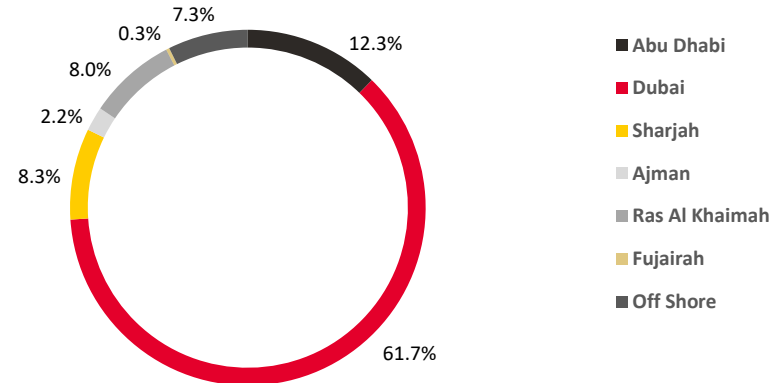
Analysis of investment securities (as at 30.06.20)



Assets and gross loans & advances (AED billion)



Loans by geography, by value (as at 30.06.20)

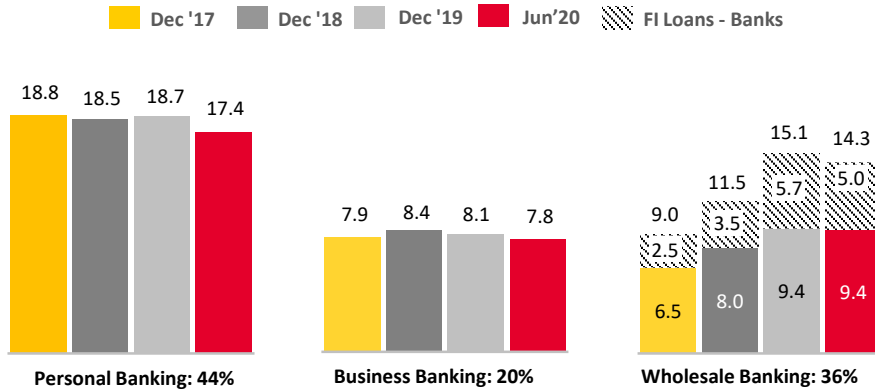


Numbers may not add up due to rounding

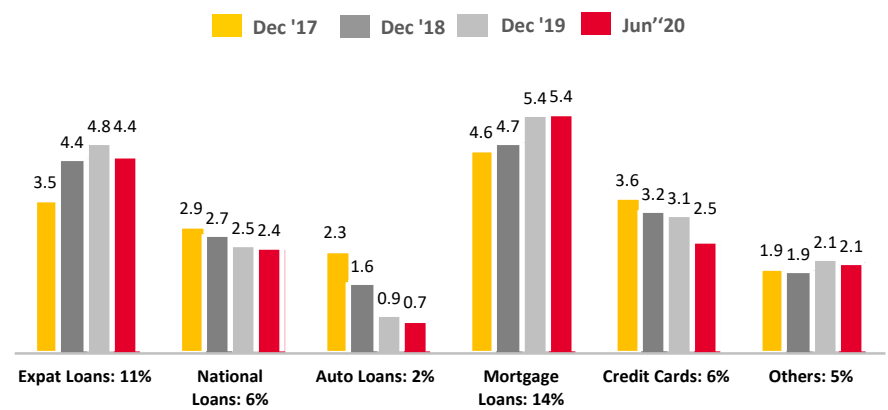


Customer assets mix

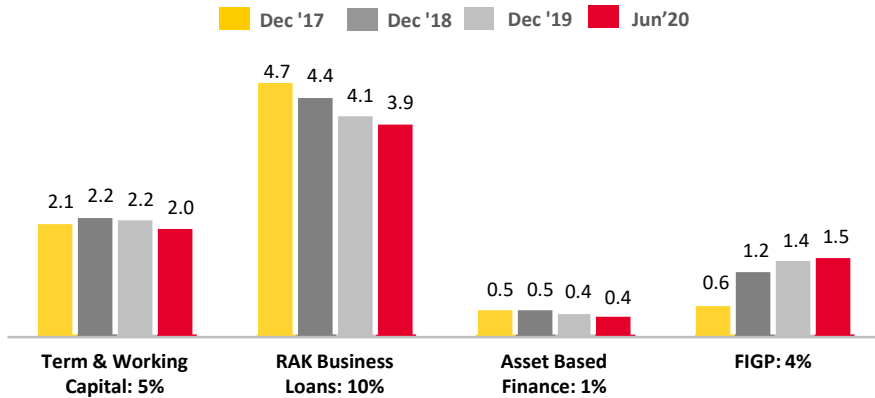
Total customer assets by segment (AED billion)



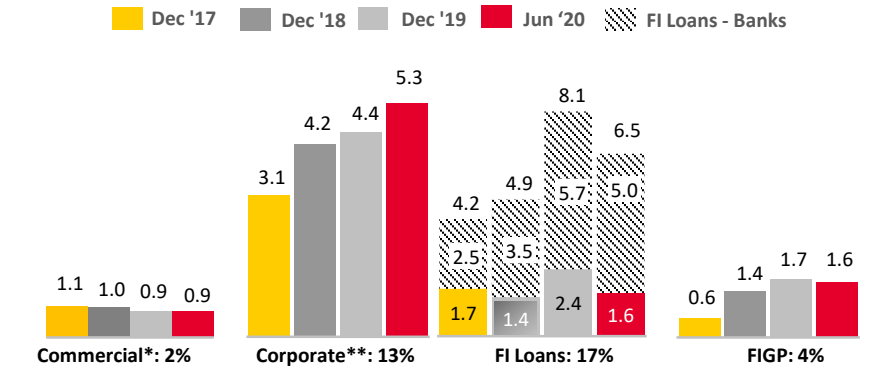
Total customer assets – personal banking (AED billion)



Total customer assets business banking (AED billion)



Total customer assets – wholesale banking (AED billion)



Numbers may not add up due to rounding

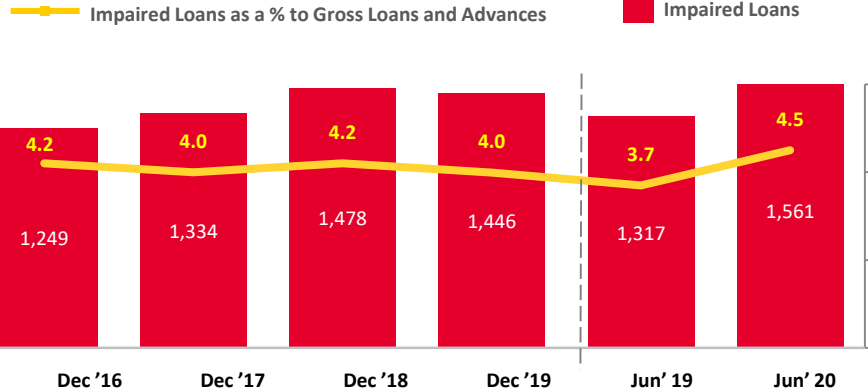
*Commercial includes Asset Based Finance, Gold Loans, and Factoring

**including loans to MNC segment

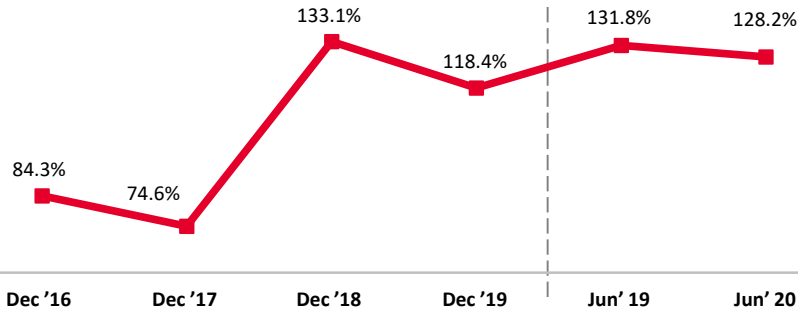


Asset quality

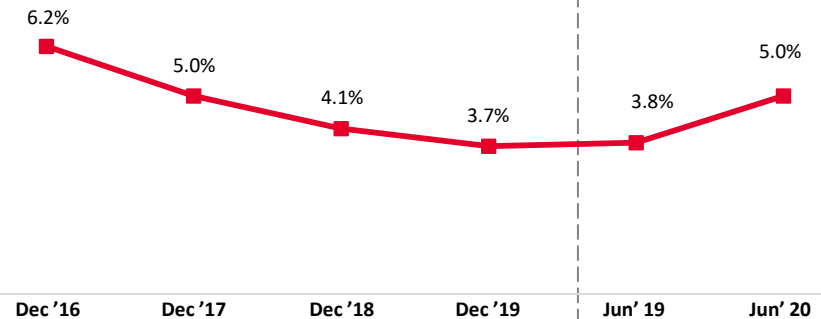
Non-performing loans (AED million)



Provision coverage ratio



Cost of risk



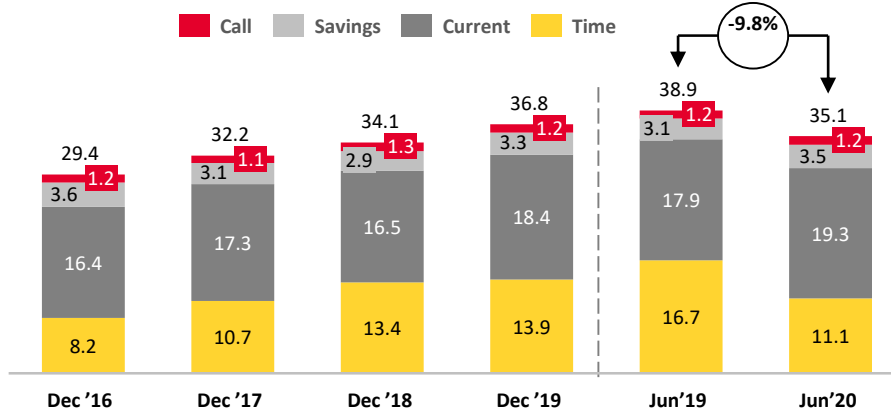
Notes

- Provision for credit loss increased by AED 232.9 million compared to H1 2019 largely due to higher IFRS 9 provisions due to a deterioration in future economic outlook under the current COVID-19 conditions.
- Non-performing Loans and Advances to Gross Loans and Advances ratio increased to 4.5% as at H1 2020 compared to as at H1 2019, and Net Credit Losses to average loans and advances closed at 5.0% compared to 3.8% as at end of first half of 2019 due to higher provisions under IFRS 9.



Liabilities

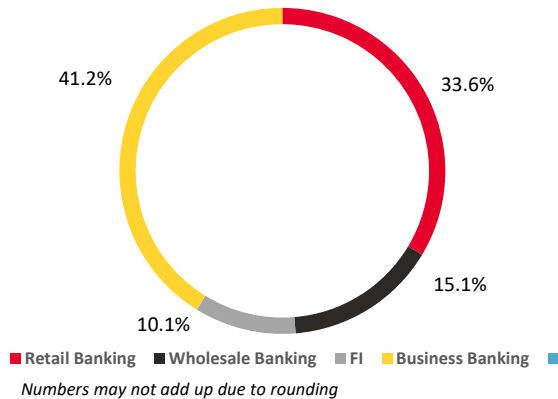
Customer deposits (AED billion)



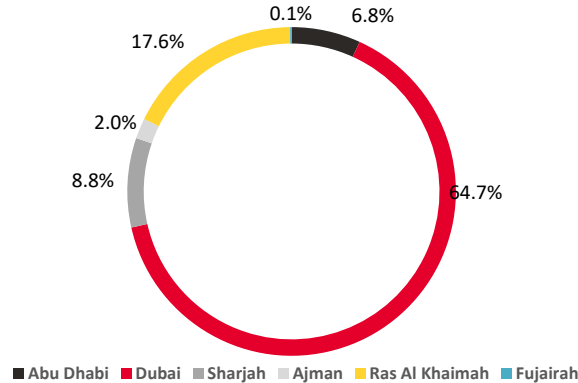
Notes

- Customer deposits dropped by AED 1.8 billion to AED 35.1 billion compared to 31 December 2019. The decrease came from AED 2.8 billion in time deposits partially offset by an increase of AED 1.0 billion in CASA deposits.

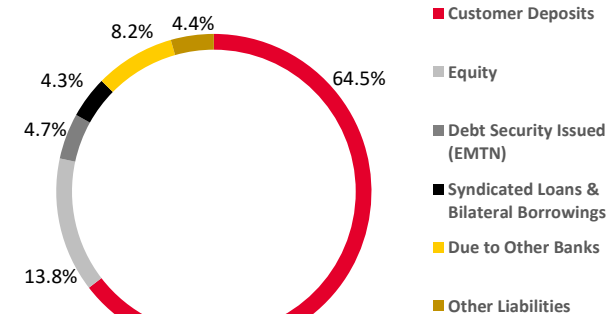
Deposits value by segment (as at Q2'2020)



Customers deposits by geography by value at Q2'2020



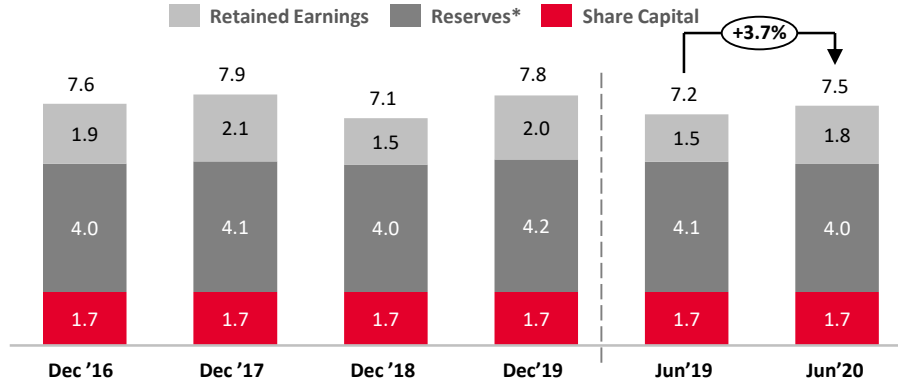
Liabilities mix (as at Q2'2020)





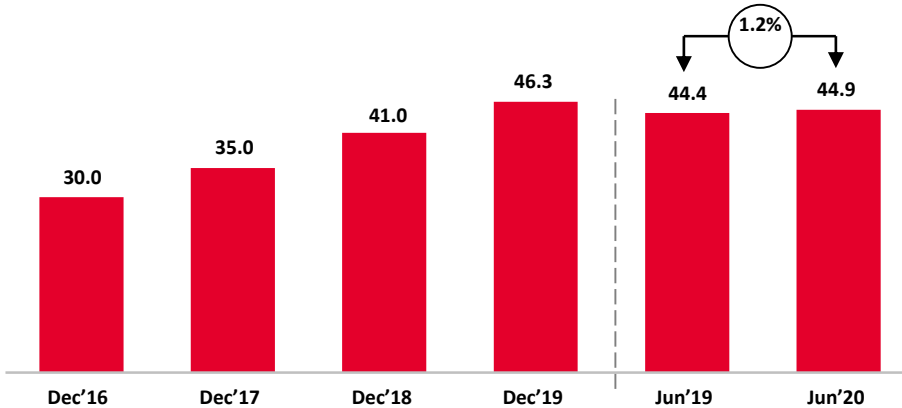
Capitalization

Equity breakdown (AED billion)



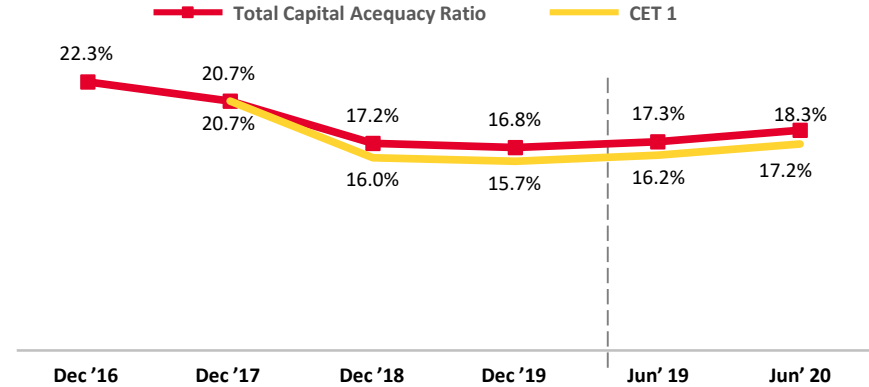
* Reserves include minority interest.

Risk weighted assets (AED billion)




Numbers may not add up due to rounding

Total capital adequacy ratio (CAR)



Notes

- Total Capital Adequacy Ratio (CAR) as at 30 June 2020 (post prudential filter) is 18.3%, Common Equity Tier 1 is at 17.2% and Tier 2 is at 1.1%.
- Whilst Credit quality is stable as at Q2'2020, the group has increased impairment provisions for Stage 1 & Stage 2 in recognition of a potential deterioration in credit quality in future as an aftermath of Covid-19 pandemic. A total of AED 232 m of additional provisions have been taken as Management overlay pursuant to this as a proactive measure.



Additional information



Senior leadership

Board of directors

H.E. Mohamed Omran Alshamsi	Chairman
H.H. Shaikha Amneh Alqasimi	Director
H.E. Sheikh Salem Al Qasimi	Director
Mr. Salem Ali Al Sharhan	Director
Mr. Ahmed Essa Al Naeem	Director
Mr. Rajan Khetarpal	Director
Mr. Kantic Dasgupta	Director

CEO profile

Peter England was appointed as RAKBANK’s CEO on 1st November 2013. In the past few years, Peter has implemented a strategy to diversify the Bank’s balance sheet and income base. The strategy included rebuilding Wholesale Banking, strengthening the Business Banking Unit, and enhancing the Personal Banking product suite. These changes and others have broadened the Bank’s fee income base by growing capability in areas such as Treasury, Foreign Exchange, Insurance, and proprietary Asset Management. Additionally, Peter played a pivotal role in the Bank’s acquisition of a major stake in RAK Insurance. Peter has almost 40 years of experience in Banking and has worked extensively in the UAE, Australia, and in Asia in Malaysia, Singapore and Cambodia. He has a wealth of experience in both Conventional Banking and Islamic Finance, and has a particular interest in the areas of payments and Wealth Management. Peter holds a Master of Business Administration from the University of Southern Queensland and is a Board member of RAK Insurance.

Executive management

Peter England Chief Executive Officer	Frederic De Melker MD, Personal Banking
Deepak Majithia Chief Financial Officer	Dhiraj Kunwar MD, Business Banking
K.S. Ramakrishnan Chief Risk Officer	Rahul Oberoi MD, Wholesale Banking
Mahadevan Radhakanthan Chief Credit Officer	Vikas Suri MD, Treasury
Geoff Stecyk Chief Operating Officer	Jean Pierre Le Roux MD, Financial Institutions Group & International
Nicola Jane Thompson Chief Internal Auditor	Abdul Karim Juma Director, Islamic Banking
Venkat Raghavan Chief Compliance Officer	Saleh Ali Saleh Director, RAK Business
Ahmed Yousef Chief HR Officer	



Recognition

Best SME Bank

The Islamic Business and Finance Award

(2019)

Best Branch Digitization

Asian Banker's Financial Technology Innovation Awards

(2019)

HR / L&D Team of the Year

CIPD

(2019)

Best SME Service Provider UAE 2019

International Business Magazine Award

(2019)

Best Process Automation Initiative Awards

Asian Banker

(2019)

Best Internal Use of Digital – IT ChatBot

Gulf Customer Experience Awards

(2019)

Best Website for 2018

Ethos Customer Happiness Seminar & Awards

(2019)

Best Digital Banking

Ethos Customer Happiness Seminar & Awards

(2019)

Data Analytics – Digital Transformation

Asian Banker

(2019)

Most Innovative Outward Remittance Services (RMT) - UAE

Global Banking and Finance Review Awards

(2018)

Best Customer Happiness Centre

Customer Happiness Summit and Awards

(2018)

Best Marketing, Social Media, and Brand

International Business Excellence Awards

(2018)

Best SME Bank in the UAE

Banker Middle East Industry Awards

(2018)

Best Blockchain

Asian Banker Technology Innovation Awards

(2018)

Best API Platform Initiative

Asian Banker Technology Innovation Awards

(2018)

Best Deposit Product in the Middle East (Fawrun Product)

Asian Banker's Middle East & Africa Awards

(2018)

Marketing, Social Media and Brand Award (Auntie Penny Campaign)

International Business Excellence Awards

(2018)

Dubai Quality Appreciation Award

Business Excellence Award – Department of Economic Development

(2018)

Disclaimer



The information in this presentation has been prepared by The National Bank of Ras Al Khaimah (P.S.C) a public joint stock company, United Arab Emirates (“RAKBANK”) and is general background information about RAKBANK’s activities and is not intended to be current as on the date of the presentation. This information is given in summary form and does not purport to be complete.

The information is intended to be read by investors having knowledge in investment matters. Information in this presentation, including forecast or financial information, should not be considered as an advice or a recommendation to investors or potential investors in relation to holding, purchasing or selling securities or other financial products or instruments and does not take into account your particular investment objectives, financial situation or needs. Before acting on any information you should consider the appropriateness of the information having regard to these matters, any relevant offer document and in particular, you should seek independent financial and legal advice. All securities and financial product or instrument transactions involve risks, which include (among others) the risk of adverse or unanticipated market, financial or political developments and, in international transactions, currency risk.

This presentation may contain published financial information, or information obtained from sources believed to be reliable, forward looking statements based on numbers or estimates or assumption that are subject to change

including statements regarding our intent, belief or current expectations with respect to RAKBANK’s businesses and operations, market conditions, results of operation and financial condition, specific provisions and risk management practices. Readers are cautioned not to place undue reliance on these forward looking statements. RAKBANK does not undertake any obligation to publicly release the result of any revisions to these forward looking statements to reflect events or circumstances after the date hereof to reflect the occurrence of unanticipated events. While due care has been used in the preparation of forecast information, actual results may vary in a materially positive or negative manner. Forecasts and hypothetical examples are subject to uncertainty and contingencies outside RAKBANK’s control. Past performance is not a reliable indication of future performance.

RAKBANK disclaims any responsibility for the accuracy, fairness, completeness and correctness of information contained in this presentation including forward looking statements and to update or revise any information or forward looking statement to reflect any change in RAKBANK’s financial condition, status or affairs or any change in the events, conditions or circumstances on which a statement is based. Neither RAKBANK nor its related bodies, corporate, directors, employees, agents, nor any other person, accepts any liability, including, without limitation, any liability arising from fault or negligence, for any direct, indirect or consequential loss arising from the use of this presentation or its contents or otherwise arising in connection with it for the quality, accuracy, timeliness, continued availability or completeness of any data or calculations contained and/or referred to in this presentation.

Contact

Zeina Sammakieh

Phone: +971 4 291 5545

Email: ir@rakbank.ae

Useful information

Download copies of:

- [Financial Statements](#)
- [Earnings Release](#)
- [Management Discussion & Analysis](#)