



Invesco Global Income Fund

A (USD Hgd)-Acc Shares

31 July 2023

This marketing communication is for Professional investors in Continental European countries as defined in the important information section, and Dubai. Investors should read the legal documents prior to investing. This document may also be used by financial intermediaries in the United States as defined in the important information section.

Summary of fund objective

The Fund is actively managed. The Fund aims to provide a combination of income and capital growth over the medium-to long term. The Fund seeks to achieve its objective by investing primarily in a flexible allocation to debt securities and global equities. For the full objectives and investment policy please consult the current prospectus.

Key facts



Stephen Anness
Henley-on-Thames
Managed fund since
December 2019



Alexandra Ivanova
Henley-on-Thames
Managed fund since
August 2020



Stuart Edwards
Henley-on-Thames
Managed fund since
August 2021

Share class launch

12 November 2014

Original fund launch

12 November 2014

Legal status

Luxembourg SICAV with UCITS status

Share class currency

USD

Share class type

Accumulation

Fund size

EUR 1.43 bn

Bloomberg code

IGIAUH LX

ISIN code

LU1097689019

Settlement date

Trade Date + 3 Days

Morningstar Rating™

★★★★

Risk Indicator ¹

Lower risk Higher risk



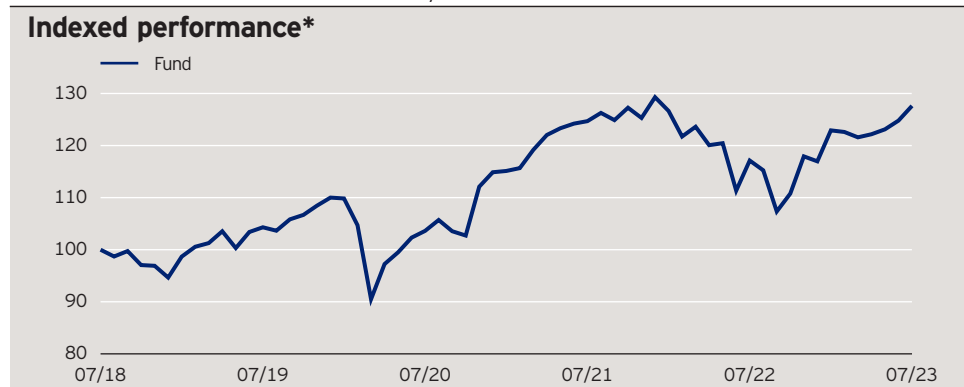
Investment risks

For complete information on risks, refer to the legal documents. The value of investments and any income will fluctuate (this may partly be the result of exchange rate fluctuations) and investors may not get back the full amount invested. Debt instruments are exposed to credit risk which is the ability of the borrower to repay the interest and capital on the redemption date. Changes in interest rates will result in fluctuations in the value of the fund. The fund uses derivatives (complex instruments) for investment purposes, which may result in the fund being significantly leveraged and may result in large fluctuations in the value of the fund. The Fund may invest in a dynamic way across assets/asset classes, which may result in periodic changes in the risk profile, underperformance and/or higher transaction costs. The fund may invest in distressed securities which carry a significant risk of capital loss. The fund may invest extensively in contingent convertible bonds which may result in significant risk of capital loss based on certain trigger events. Investments in debt instruments which are of lower credit quality may result in large fluctuations in the value of the fund.

Fund Strategy

The fund's fixed income allocation is invested in a diversified portfolio of high yield and investment grade bonds. The highest allocation by sector is to financials, including subordinated debt (subordinated debt is debt which ranks after other debts if a company falls into liquidation or bankruptcy). There is also some exposure to emerging market corporate bonds. In equity markets, we favour companies that we believe are high quality, with attractive franchises and balance sheets with a conservative level of debt and that are managed for the primary purpose of delivering shareholder value in the form of a sustainable and growing dividend.

Past performance does not predict future returns. The performance period shown here starts on the last day of the first indicated month and ends on the last day of the last indicated month.



Cumulative performance*

| in % | YTD | 1 month | 1 year | 3 years | 5 years |
|------|------|---------|--------|---------|---------|
| Fund | 9.11 | 2.27 | 8.97 | 23.16 | 27.62 |

Calendar year performance*

| in % | 2018 | 2019 | 2020 | 2021 | 2022 |
|------|-------|-------|------|-------|-------|
| Fund | -4.06 | 16.23 | 4.42 | 12.55 | -9.53 |

Standardised rolling 12 month performance*

| in % | 07.13 | 07.14 | 07.15 | 07.16 | 07.17 | 07.18 | 07.19 | 07.20 | 07.21 | 07.22 | 07.23 |
|------|-------|-------|-------|-------|-------|-------|-------|-------|-------|-------|-------|
| Fund | - | 0.00 | 1.41 | 10.45 | 4.66 | 4.30 | -0.66 | 20.33 | -6.07 | 8.97 | |

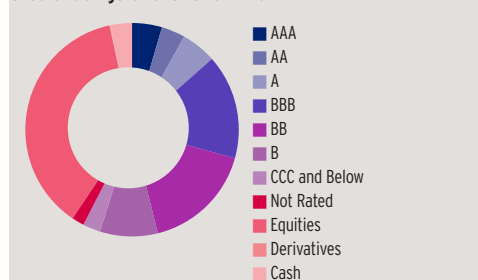
The performance data shown does not take account of the commissions and costs incurred on the issue and redemption of units. Returns may increase or decrease as a result of currency fluctuations. The investment concerns the acquisition of units in a fund and not in a given underlying asset.

Invesco Global Income Fund

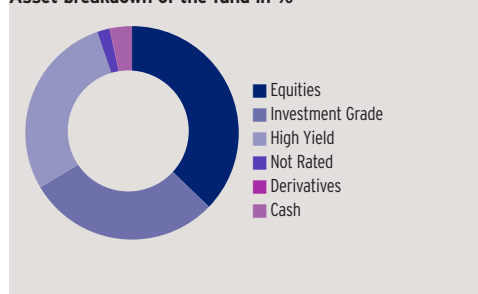
A (USD Hgd)-Acc Shares

31 July 2023

Credit ratings of the fund in %*



Asset breakdown of the fund in %*



NAV and fees

Current NAV

USD 16.13

12 month price high

USD 16.14 (27/07/2023)

12 month price low

USD 13.39 (13/10/2022)

Minimum investment ²

USD 1,500

Entry charge

Up to 5.00%

Annual management fee

1.25%

Ongoing charges ³

1.63%

Top 10 Equity Holdings (%)*

| | Fund |
|--------------------|------|
| 3i | 1.91 |
| Verallia | 1.84 |
| Broadcom | 1.39 |
| American Tower 'C' | 1.38 |
| AIA | 1.32 |
| UnitedHealth | 1.26 |
| Union Pacific | 1.23 |
| Microsoft | 1.22 |
| Reckitt Benckiser | 1.16 |
| Standard Chartered | 1.12 |

Top 10 Bond Issuers (%)*

| | Fund |
|---------------|------|
| United States | 2.69 |
| Germany | 1.39 |
| UK | 1.28 |
| Mexico | 1.27 |
| Barclays | 1.15 |
| Unicredit | 1.07 |
| Lloyds | 1.01 |
| Brazil | 1.01 |
| VW | 0.97 |
| Indonesia | 0.96 |

Credit ratings*

(average rating: BB+)

| | in % |
|---------------|------|
| AAA | 4.5 |
| AA | 3.6 |
| A | 5.3 |
| BBB | 15.9 |
| BB | 16.8 |
| B | 8.7 |
| CCC and Below | 2.7 |
| Not Rated | 1.9 |
| Equities | 37.2 |
| Derivatives | 0.1 |
| Cash | 3.3 |

Asset breakdown*

| | in % |
|------------------|------|
| Equities | 37.2 |
| Investment Grade | 29.3 |
| High Yield | 28.2 |
| Not Rated | 1.9 |
| Derivatives | 0.1 |
| Cash | 3.3 |

Modified duration*

| | in % |
|-------------------|------|
| Modified duration | 4.2 |

Yield %*

| | |
|------------------------|------|
| Gross Current Yield | 4.38 |
| Gross Redemption Yield | 4.56 |

Source: *Invesco. Costs may increase or decrease as result of currency and exchange rate fluctuations. Consult the legal documents for further information on costs. Portfolio weightings and allocations are subject to change. The weightings for each breakdown are rounded to the nearest tenth or hundredth of a percent; therefore, the aggregate weights for each breakdown may not equal 100%.

Invesco Global Income Fund A (USD Hgd)-Acc Shares

31 July 2023

Important Information

¹The Risk Indicator is subject to change and is correct based on the data available at the time of publication.

²The minimum investment amounts are: USD 1,500 / EUR 1,000 / GBP 1,000 / CHF 1,500 / SEK 10,000. Please contact us or refer to the most up to date Prospectus for details of minimum investment amounts in other currencies.

³The Ongoing Charges figure includes the annual management fee and other administrative or operating costs. It is a percentage of the value of your investment per year. This is an estimate based on actual costs over the last year. It excludes portfolio transaction costs except in the case of an entry or exit charge paid by the Fund when buying or selling shares/units in another fund.

This marketing communication is exclusively for use by Professional investors in Continental Europe and Dubai. This communication may also be used by financial intermediaries in the United States as defined below. It is not intended for and should not be distributed to the public. For the purpose of the distribution of this document, Continental Europe is defined as Austria, Belgium, Switzerland, Germany, Spain, France, Luxembourg, Netherlands, Portugal. By accepting this material, you consent to communicate with us in English, unless you inform us otherwise. Data as at 31 July 2023, unless otherwise stated.

This is marketing material and not financial advice. It is not intended as a recommendation to buy or sell any particular asset class, security or strategy. Regulatory requirements that require impartiality of investment/investment strategy recommendations are therefore not applicable nor are any prohibitions to trade before publication. Views and opinions are based on current market conditions and are subject to change. The yield shown is expressed as a % per annum of the current NAV of the fund. It is an estimate for the next 12 months, assuming that the fund's portfolio remains unchanged and there are no defaults or deferrals of coupon payments or capital repayments. The yield is not guaranteed. Nor does it reflect any charges. Investors may be subject to tax on distributions. For more information on our funds and the relevant risks, please refer to the share class-specific Key Information Documents/Key Investor Information Documents (available in local language), the financial reports and the Prospectus, available from www.invesco.eu. A summary of investor rights is available in English from www.invescomanagementcompany.lu. The management company may terminate marketing arrangements. Not all share classes of this fund may be available for public sale in all jurisdictions and not all share classes are the same nor do they necessarily suit every investor.

© 2023 Morningstar. All rights reserved. The information contained herein: (1) is proprietary to Morningstar and/or its content providers; (2) may not be copied or distributed; and (3) is not warranted to be accurate, complete or timely. Neither Morningstar nor its content providers are responsible for any damages or losses arising from any use of this information.

Issued by Invesco Management S.A., President Building, 37A Avenue JF Kennedy, L-1855 Luxembourg, regulated by the Commission de Surveillance du Secteur Financier, Luxembourg. **Switzerland:** Issued in Switzerland by Invesco Asset Management (Schweiz) AG, who act as representative for the funds distributed in Switzerland. Paying agent in Switzerland: BNP PARIBAS, Paris, Zurich Branch, Selnaustrasse 16 8002 Zürich. The Prospectus, Key Information Document, and financial reports may be obtained free of charge from the Representative. The funds are domiciled in Luxembourg. **Dubai:** Issued for Professional Clients only by Invesco Asset Management Limited, Index Tower Level 6 - Unit 616, P.O. Box 506599, Al Mustaqbal Street, DIFC, Dubai, United Arab Emirates. Regulated by the Dubai Financial Services Authority. **Additional information for financial intermediaries in the United States:** This document is intended for distribution to US financial intermediaries for informational purposes and in relation to their activities with offshore clients only. The Funds are not registered under any US securities law, and may not be offered or sold directly or indirectly in the US, its territories or possessions, nor to any US persons, citizens or residents. The Fund must not be marketed on US soil. Issued in the US by Invesco Distributors, Inc., 11 Greenway Plaza, Suite 1000, Houston, Texas 77046, USA. Invesco Distributors, Inc. is the appointed US sub-distributor of the Invesco Funds SICAV. All entities are indirect, wholly owned subsidiaries of Invesco Ltd.

Invesco Global Income Fund

A (USD Hgd)-Acc Shares

31 July 2023

SFDR (Sustainable Finance Disclosure Regulation)

The Fund complies with Article 8 with respect to the EU's Sustainable Finance Disclosure Regulation*. As such, the fund promotes, among other characteristics, environmental or social characteristics or a combination of those characteristics. In addition, the companies in which the fund invests follow good governance practices. *Regulation (EU) 2019/2088 on sustainability - related disclosures in the financial services sector.

Exclusion Framework

The Fund embeds an exclusionary framework to specific activities based on UN Global Compact, severe governmental sanctions, revenue thresholds for certain activities linked to environmental and/or social criteria, as well as ensuring that companies follow good governance practices. The list of activities and their thresholds are listed below:

| | |
|-------------------------------------|---|
| UN Global Compact | - Non-Compliant |
| Country sanctions | - Sanctioned investments are prohibited* |
| Controversial weapons | - 0% of revenue including companies involved in the manufacture of nuclear warheads or whole nuclear missiles outside of the Non-Proliferation Treaty (NPT) |
| Coal | - Thermal Coal extraction: $\geq 5\%$ of revenue - Thermal Coal Power Generation: $\geq 10\%$ of revenue |
| Unconventional oil & gas | - $\geq 5\%$ of revenue on each of the following: Arctic oil & gas exploration; Oil sands extraction; Shale energy extraction; |
| Tobacco | - Tobacco Products production: $\geq 5\%$ of revenue - Tobacco related products and services: $\geq 5\%$ of revenue |
| Others | - Recreational cannabis: $\geq 5\%$ of revenue |
| Good governance | - Ensure that companies follow good governance practices in the areas of sound management structures, employee relations, remuneration and tax compliance |

*At Invesco we continuously monitor any applicable sanctions, including those imposed by the UN/US/EU and UK. These sanctions may preclude investments in the securities of various governments/regimes/entities and as such will be included in our compliance guidelines and workflows (designed to ensure compliance with such sanctions). The wording of international sanctions is something that we pay particular attention to as there are occasions where sanctions can exist in limited form, for example allowing investments in the secondary market. In addition to sanctions targeting entire countries, there are other thematic regimes, which may focus for example on human rights, cyber attacks, terrorist financing and corruption, which may apply to both individuals and/or entities/corporations.

Any investment decision should take into account all the characteristics of the fund as described in the legal documents. For sustainability related aspects, please refer to: <https://www.invescomanagementcompany.lu/lux-manco/literature>.

At Invesco we have looked to put in place minimum safeguards across multiple sub-funds of Invesco Funds (as listed above) to allow them to meet Article 8 requirements of the SFDR Regulation as of 2 November 2021. To be classified as a so-called Article 8 product, the sub-funds need to promote, among other things, environmental and/or social characteristics while also ensuring that investee companies follow good governance practices. In order to meet such requirements, it was determined that we would look to exclude certain activities based on certain thresholds, which may be updated from time to time. For further details please refer to the website of the management company at <https://www.invescomanagementcompany.lu>.

As noted above this is a proprietary framework developed by Invesco in line with Article 8 requirements of the Regulation (EU) 2019/2088 on sustainability. The framework is developed, maintained and monitored by Invesco. In order to assess companies against the noted criteria, Invesco uses a combination of Sustainalytics and ISS (Institutional Shareholder Services) to assess compliance, however, this can be supplemented with other service providers where appropriate. While there is a broad coverage across the various systems, there is no one system that has complete coverage of the entire investment universe. As a result, investment teams will be responsible for conducting an assessment of companies for which data is not available, under the appropriate supervision and oversight of our investment compliance and ESG teams.

Invesco's Commitment to ESG

Invesco has an investment-led ESG approach. We provide a comprehensive range of ESG-focused capabilities that enable clients to express their values through investing. We also integrate financially material ESG considerations across our investment platform, taking into account critical factors that help us deliver strong outcomes to clients.