

FAB MENA Bond Fund

USD Distributing - September 2022



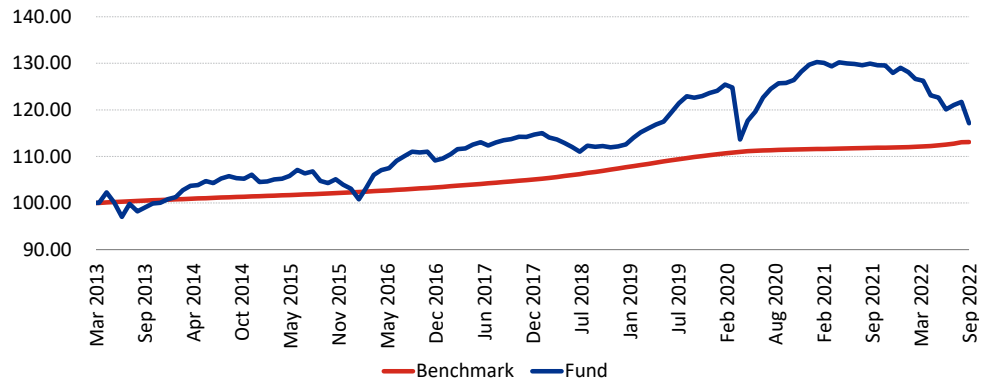
Key Facts

Domicile	UCITS Ireland
Inception Date	19 March 2013
Fund Size (mn)	140.25
Base Currency	USD
NAV	3.9619
NAV Date	30 September 2022
Benchmark	Emirates Interbank Offer Rate 3-Month
Minimum Investment	USD 100
Subsequent Investment	USD 100
Dealing Frequency	Daily - Monday to Friday
Dividend Frequency	Semi-Annual
Bloomberg Ticker	NBMBDUI ID EQUITY
ISIN	IE00B92GWQ87
Subscription Fee	0 to 3%
Management Fee	1.00%
Fund Manager	First Abu Dhabi Bank PJSC - Investment Management
Custodian	Northern Trust Fiduciary Services (Ireland) Limited
Administrator	Northern Trust International Fund Administration Services (Ireland) Limited

Investment Objective

The Fund aims to provide attractive levels of income with some prospect of capital gains over the medium term through actively investing in a mix of fixed income and money market instruments, including but not limited to corporate and sovereign bonds (including Sukuk), convertibles, money market instruments, certificates of deposits, repurchase and reverse repurchase agreements, loans and investments in other collective investment schemes (investment funds) with objectives that the Investment Manager believes are appropriate in light of the Fund's objectives. The Fund is UCITS V compliant and domiciled in Ireland.

Performance



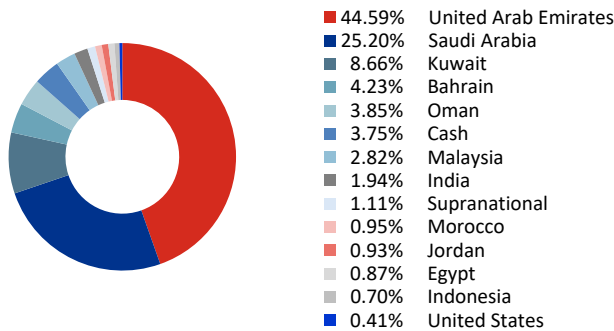
	1 Month	3 Months	6 Months	1 Year	3 Years	5 Years	SI
Fund	-3.78%	-2.48%	-7.22%	-9.62%	-1.51%	0.59%	1.67%
Benchmark	0.05%	0.48%	0.85%	1.10%	0.97%	1.57%	1.30%

3 Years, 5 Years and Since Inception (SI) performance is annualized. Dividend payout is included in the return of the fund.

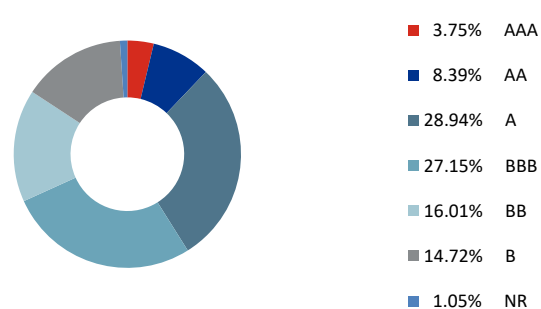
	YTD	2021	2020	2019	2018	2017
Fund	-9.23%	-0.50%	4.52%	10.22%	-1.85%	4.67%
Benchmark	1.00%	0.37%	0.98%	2.61%	2.49%	1.53%

Fund and Benchmark performance is calculated Since Inception (SI) of the Fund. Fund performance is net of fees.

Country Allocation



Credit Rating Allocation



FAB MENA Bond Fund - September 2022

Key Statistics

Fund Volatility ¹	3.24%
Benchmark Volatility ¹	0.08%
Sharpe Ratio ¹	-3.01
Average YTM	6.00%
Duration	4.34
Average Credit Rating	BBB

¹ Rolling 1 Year data

Historical Dividend Yield

Date	Dividend
30 September 2013	2.18%
31 March 2014	1.75%
30 September 2014	2.07%
01 April 2015	1.41%
01 October 2015	2.33%
04 April 2016	2.39%
03 October 2016	2.27%
03 April 2017	2.22%
02 October 2017	2.31%
03 April 2018	2.47%
01 October 2018	2.39%
01 April 2019	1.82%
18 April 2019	0.62%
01 October 2019	2.39%
01 April 2020	2.34%
01 October 2020	1.83%
01 April 2021	1.63%
04 October 2021	1.73%
01 April 2022	2.50%

Share Class Information

Share Class	NAV	AUM (mn)	Min. Inv.	Subs. Inv.	Ticker	ISIN	Inception Date
USD Distributing	3.9619	132.34	USD 100	USD 100	NBMBDUI ID EQUITY	IE00B92GWQ87	3/19/2013
USD Accumulating	5.5901	0.04	USD 100	USD 100	NBMBDUA ID EQUITY	IE00B8NWFZ82	8/10/2014
AED Distributing	3.9920	29.15	AED 500	AED 500	NBMBAIU ID EQUITY	IE00B92F9K85	3/19/2013
AED Accumulating	5.5837	0.40	AED 500	AED 500	NBMBAAU ID EQUITY	IE00B92FW214	10/27/2014
EUR Distributing (Hedged)	3.5928	0.49	EUR 100	EUR 100	NBMBEIH ID EQUITY	IE00B92C8579	1/14/2015

For More Information

Please call us at +971 2 692 0609

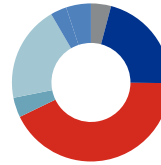
or email us at fundmanagement@bankfab.com

Website: www.bankfab.com

Disclaimer

FAB MENA Bond Fund (the "Fund") is a sub-fund of OneShare Plc (the "Company"), an open-ended umbrella type investment company with segregated liability between sub-funds and authorized by the Central Bank of Ireland as a UCITS pursuant to the European Communities (Undertakings for Collective Investment in Transferable Securities) Regulations, 2011, as may be amended from time to time. Past performance is not indicative of future performance. The value of investments can go down as well as up and the Investor may not get back all of the initial investment. There is no guarantee for the performance during the investment period. It is recommended that every Investor seeks independent financial advice about the risks involved before considering investing. The sale of the Fund is subject to the conditions stipulated in the Prospectus and Key Investor Information Document of the Fund, which can be obtained from the offices of Northern Trust International Fund Administration Services (Ireland) Limited, Georges Court, 54-62 Townsend Street, Dublin 2, Ireland [or are available from www.bankfab.com]. The extract prospectus and the Key Investor Information Documents for Switzerland, the Memorandum and Articles of Association, the extract annual and semi-annual report, in French and further information can be obtained free of charge from the representative in Switzerland: Carnegie Fund Services S.A., 11, rue du Général-Dufour, CH-1204 Geneva, Switzerland, web: www.carnegie-fund-services.ch. The Swiss paying agent is: Banque Cantonale de Genève, 17, quai de l'Île, CH-1204 Geneva. The last share prices can be found on www.fundinfo.com. For the shares of the Company distributed to non-qualified investors in and from Switzerland and for the shares of the Company distributed to qualified investors in Switzerland, the place of jurisdiction is Geneva. Past performance is no indication of current or future performance, and it does include the commissions and costs incurred on the issue and redemption of shares. First Abu Dhabi Bank PJSC is licensed by the Central Bank of the UAE.

Duration



4.11%	0 - 1 yrs
21.02%	1 - 3 yrs
42.7%	3 - 5 yrs
4.06%	5 - 7 yrs
19.72%	7 - 10 yrs
3.3%	10+ yrs
5.09%	Not Classified

Top Holdings

KINGDOM OF SAUDI ARABIA 2.25...	4.19%
SAUDI ARABIAN OIL CO 2.25 11/24/2030	3.06%
BURGAN BANK SAK 5.7492 PERPETUAL	2.96%
DIB SUKUK LTD 1.959 6/22/2026	2.77%
COMMERCIAL BANK OF DUBAI PSC 6...	2.54%